

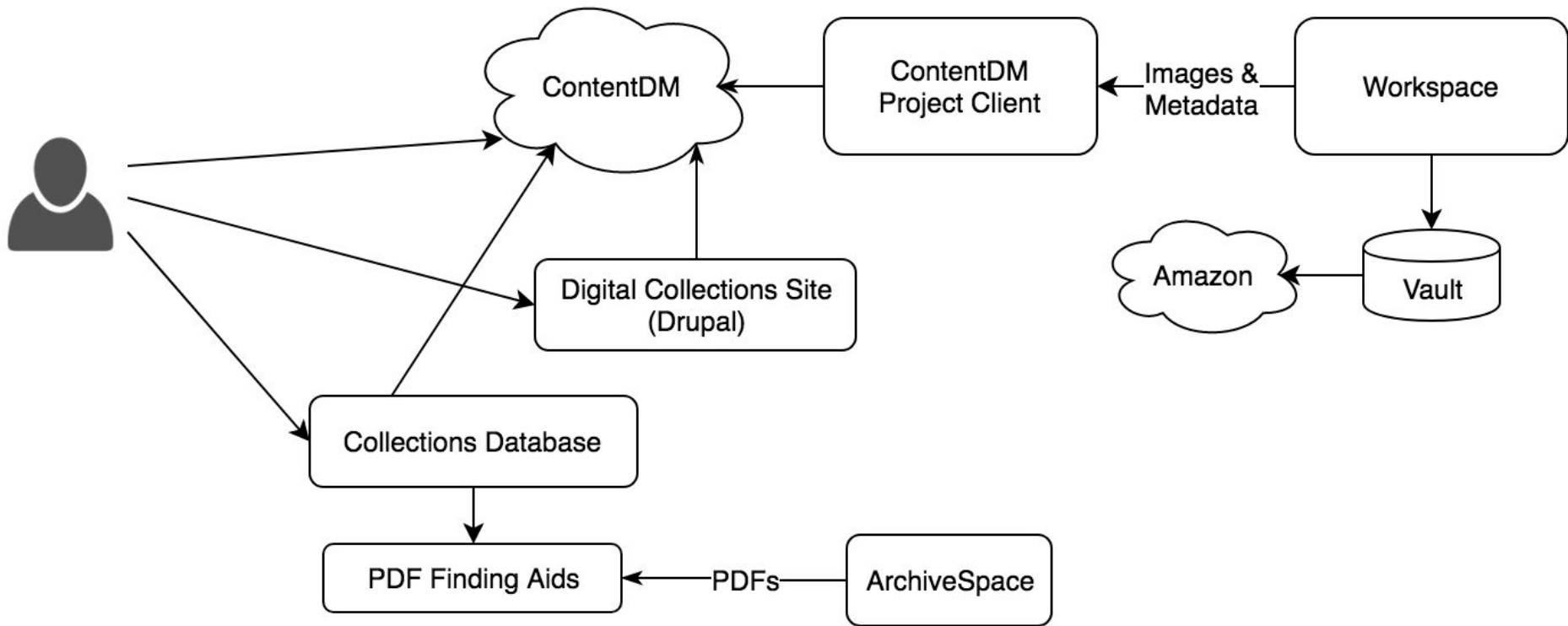
# Sailing the Islandora 8 Ship while (still) Building It

Seth Shaw

IslandoraCon 2019

slides @ <https://tinyurl.com/islandoracon2019-shaw>

# 2017 Infrastructure



# Goals

- New repository for public access and preservation.
- Archival description site with links to digital objects.

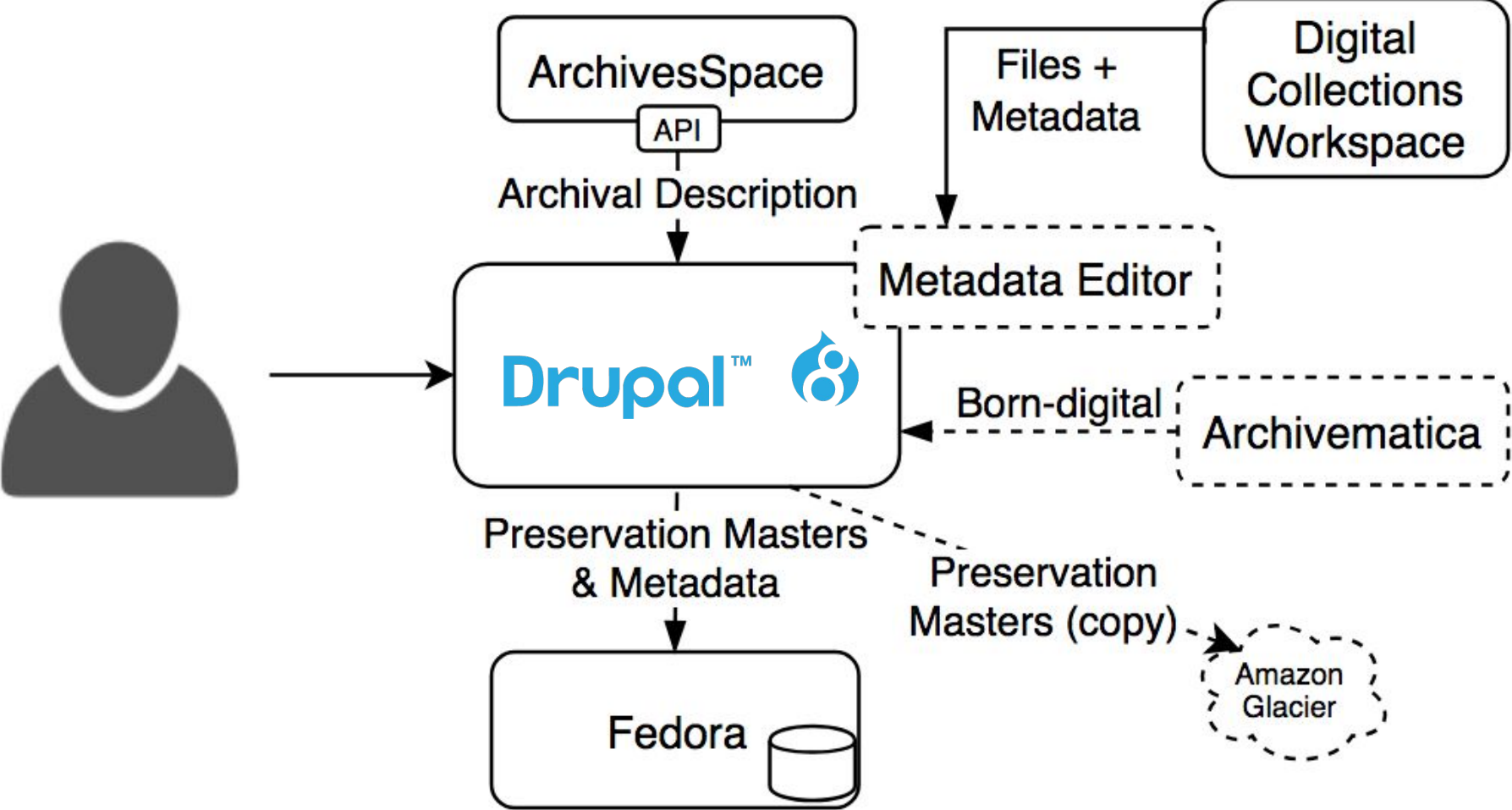
## Parallel Projects:

- Authority Management
- Linked Data

# Critical Questions

- Do we invest more in local development OR community development?
- Do we rely on existing expertise OR adopt new ones?
- How quickly do we need this done?
- How tightly coupled do we want our interfaces?

# Planned Architecture



# Development Stages and Tasks

## Stage 1 (2018):

- Stabilize Islandora 8
- Content Modeling
- Bulk Loading
- Fixity Auditing
- Backup to Amazon

## Stage 2 (2019):

- ArchivesSpace Integration
- User Interface Design
- OAI-PMH Endpoint
- Bulk Metadata Editor
- Workflow Improvements

## Stage 3:

- Born-Digital Collections
- Additional Features

# Stabilize & Install Islandora ~~CLAW~~ 8

- Significant shifts in CLAW architecture
  - Context module replaced Rules (January 2018)
  - Node→Media changed to Media→Node (June 2018)
  - Flysystem introduced (August 2018)
- Sprints!
  - 7.x→CLAW Migration (September 2018)
  - Documentation (March 2019)
  - Testing (May 2019)

- Initial Public Release June 2019



ISLANDORA 8

- Shaking out the bugs & adding features

# Building on Islandora 8

- Content Modeling: LOTS of configs... and a bit of code
  - [Controlled Access Terms](#)
  - [Digital Collections Metadata Profile](#)
  - Complex Objects: field\_member\_of + Views
- Bulk Loading: Drupal 8's Migrate API
  - Lots more configs!
  - [Custom migrate process plugins](#)
  - Fixed loading [scalability issue](#)

*Attend "Bulk-Loading Content into Islandora 8" @ 11am today to learn more!*

# ArchivesSpace/Drupal Integration

- Define Drupal Content Models
- Setup Synchronization (using Drupal 8's Migrate API)
  - API Consumption -> Source Plugin
  - Define mappings -> Configs + Process Plugins
- Create Views
- Theming





## Archival Collections

MS-00380	<a href="#">Howard Hughes Public Relations Reference Files</a>	1931 to 1997; 1946 to 1976	106.89 Linear Feet (116 boxes)
PH-00049	<a href="#">Las Vegas News Bureau Photographs</a>	1947 to 1987	431 Photographic Prints
PH-00100	<a href="#">L. F. Manis Photographs</a>	1900 to 1969; 1930 to 1940	9.9 Linear Feet (82 hanging folders, 8 boxes, 1 flat file, and 1 shared album of slides)
PH-00321	<a href="#">Howard Hughes Professional and Aeronautical Photographs</a>	1916 to 1997; 1940 to 1957	4.5 Linear Feet (16 hanging folders, 2 flat files, 2 shared boxes of negatives, and 1 shared binder of slides)
PH-00373	<a href="#">Howard Hughes Public Relations Photograph Collection</a>	1930 to 1950	2.6 Linear Feet (28 hanging folders)





# L. F. Manis Photographs

**Identifier**

PH-00100

**Archival Resource Key**

<http://n2t.net/ark:/62930/f1vk60>

**Date**

1900 to 1969

1930 to 1940

**Extent**

9.9 Linear Feet (82 hanging folders, 8 boxes, 1 flat file, and 1 shared album of slides)

## Related Digital Objects

### [Photograph of the Flamingo Hotel at sunset, Las Vegas, circa mid 1950s](#)



whh000011

Exterior view of the Flamingo Hotel at sunset. The illuminated champagne tower is visible and a marquee advertising Betty Grable and Harry James is seen in the background.

# Community Contributions For The Win!

- Fixity Checking provided by Mark Jordan (Simon Fraser): RipRap (<https://github.com/mjordan/riprap>)

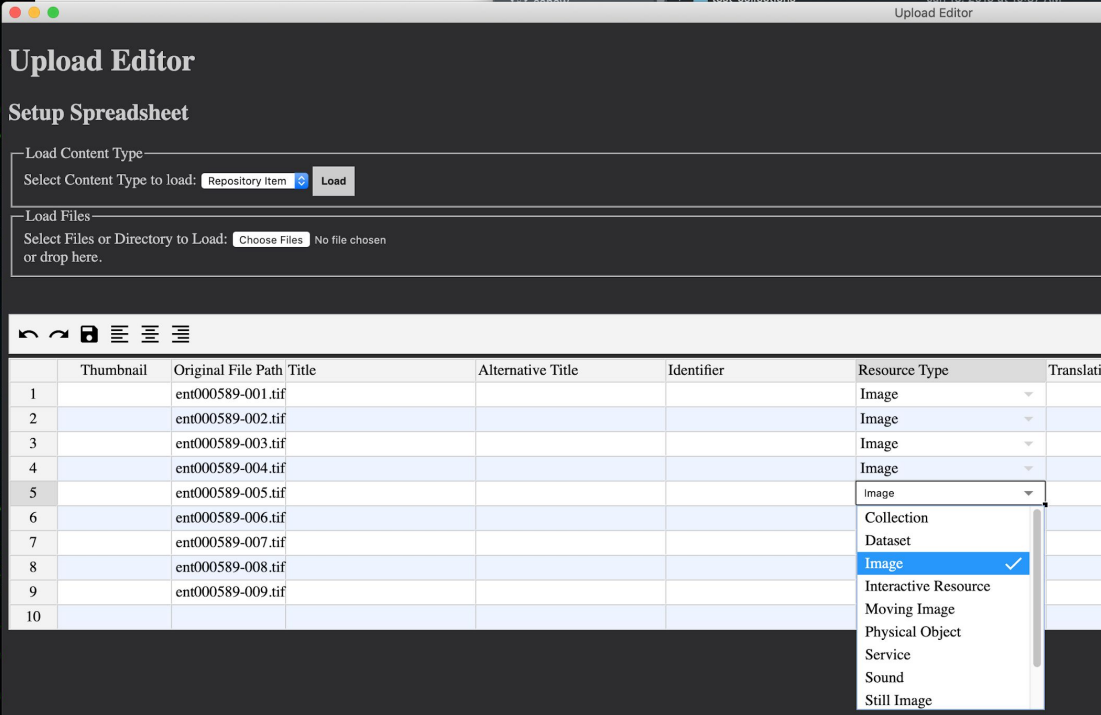


- OAI PMH Endpoint provided by Joe Corral (Kent State): REST OAI-PMH ([https://www.drupal.org/project/rest\\_oai\\_pmh](https://www.drupal.org/project/rest_oai_pmh))



# Bulk Metadata Editor

Islandora Workbench Desktop,  
by Mark Jordan and Myself (so far)



The screenshot shows the 'Upload Editor' window. It has a dark theme. At the top, it says 'Upload Editor'. Below that is 'Setup Spreadsheet'. There are two sections: 'Load Content Type' with a dropdown set to 'Repository Item' and a 'Load' button; and 'Load Files' with a 'Choose Files' button and the text 'No file chosen or drop here.'. Below these is a toolbar with icons for back, forward, refresh, and list views. The main area is a table with 10 rows and 7 columns: Thumbnail, Original File Path, Title, Alternative Title, Identifier, Resource Type, and Translated. The 'Resource Type' column has a dropdown menu open for the 6th row, showing options: Collection, Dataset, Image (checked), Interactive Resource, Moving Image, Physical Object, Service, Sound, and Still Image.

	Thumbnail	Original File Path	Title	Alternative Title	Identifier	Resource Type	Translated
1		ent000589-001.tif				Image	
2		ent000589-002.tif				Image	
3		ent000589-003.tif				Image	
4		ent000589-004.tif				Image	
5		ent000589-005.tif				Image	
6		ent000589-006.tif				Collection	
7		ent000589-007.tif				Dataset	
8		ent000589-008.tif				Image	
9		ent000589-009.tif				Interactive Resource	
10						Moving Image	

# So, are we ready to go yet? ... not quite.

- Metadata remediation (i.e. cleaning house and packing up before the digital move)
- OAI-PMH customization
- User experience design and theme implementation

Questions or comments?